


# G-BH1

## Data sheet 2BH1 330

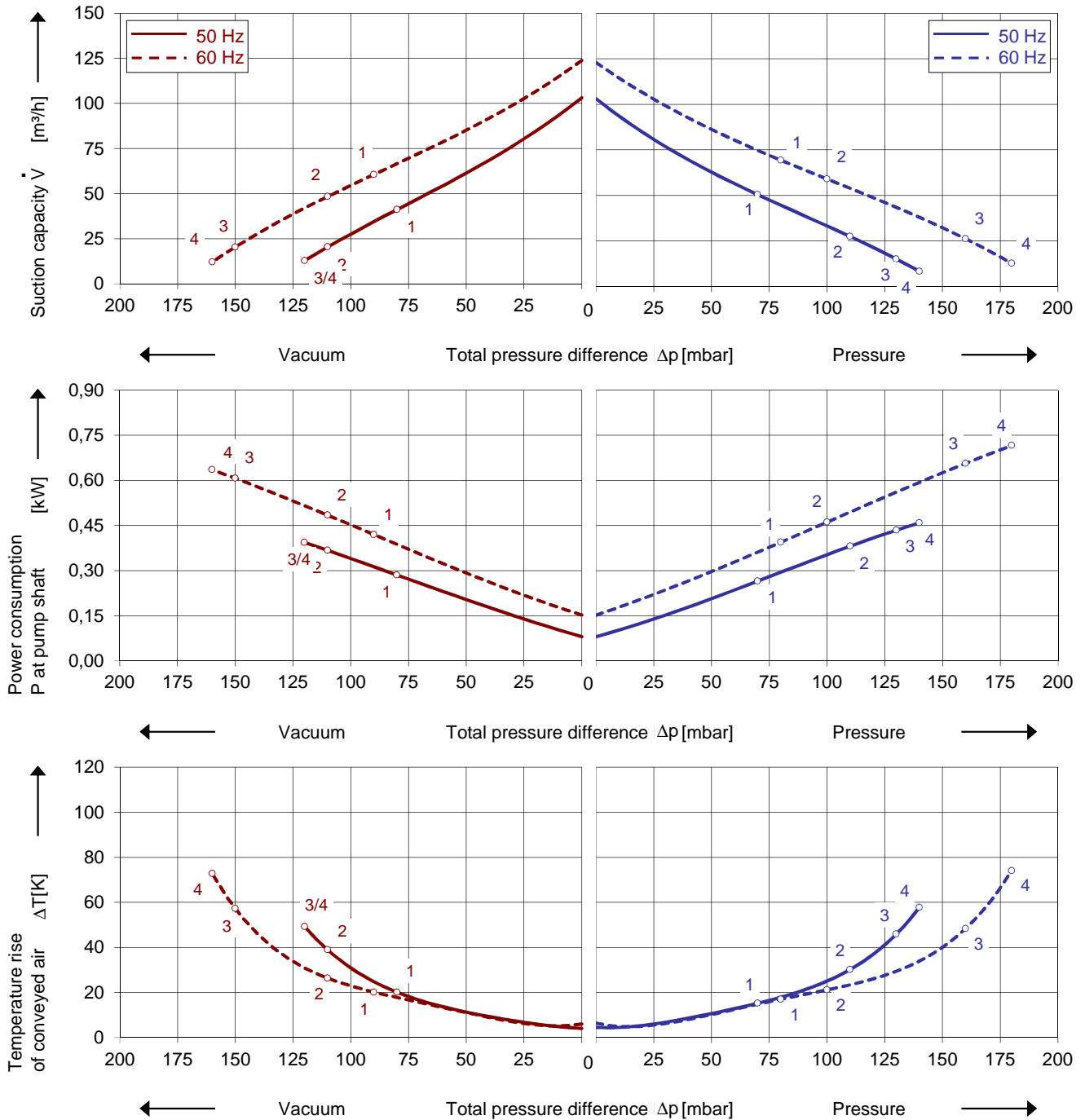
Side channel blower



### Performance curves

#### Vacuum operation

#### Compressor operation



The performance curves are based on air at a temperature of 15 °C and an atmospheric pressure of 1013 mbar with a tolerance of  $\pm 10\%$ . The total pressure differences are valid for suction and ambient temperature up to 25 °C. For other conditions please get in touch with us.

Every G-BH pump can be used both as vacuum pump and compressor in continuous operation over the total performance curve range. The motors are available as standard in protection category IP 55 and insulation class F. The vacuum pumps / compressors are UL and CSA approved.

## Selection and ordering data

### Type 2BH1 330

No.	Fre- quency	Rated			Max. differential pressure		Sound pressure level	Weight Approx.	Order No.
		Voltage	Current	Power	Vacuum	Pressure			
		Hz	V <sup>1)</sup>	A	kW	mbar <sup>2)</sup>	dB(A) <sup>3)</sup>	kg	
<b>3~ 50/60 Hz, IP55, Insulation material class F, UL 1450 and CNA/CSA 22.2 No 68-09 (certificate number E225239)</b>									
1	50	200-240 Δ / 345-415 Y	1,9 Δ / 1,1 Y	0,25	-80	70	51	10	2BH1330-1AH06 <sup>4)</sup>
	60	220-275 Δ / 380-480 Y	1,74 Δ / 1,0 Y	0,29	-90	80	55		
3	50	200-240 Δ / 345-415 Y	2,4 Δ / 1,4 Y	0,40	-120	130	58	11	2BH1330-1AH16 <sup>4)</sup>
	60	220-275 Δ / 380-480 Y	2,4 Δ / 1,4 Y	0,50	-150	160	60		
4	50	200-240 Δ / 345-415 Y	3,8 Δ / 2,2 Y	0,70	-120	140	58	12	2BH1330-1AH26 <sup>4)</sup>
	60	220-275 Δ / 380-480 Y	3,75 Δ / 2,15 Y	0,83	-160	180	60		
<b>3~ 50/60 Hz, IP55, Insulation material class F, UL 1450 and CNA/CSA 22.2 No 68-09 (certificate number E225239)</b>									
1	50	500 Y	0,72 Y	0,25	-80	70	51	10	2BH1330-1AC03 <sup>4)</sup>
	60	575 Y	0,76 Y	0,29	-90	80	55		
3	50	500 Y	0,95 Y	0,40	-120	130	58	11	2BH1330-1AC13 <sup>4)</sup>
	60	575 Y	1,0 Y	0,50	-150	160	60		
4	50	500 Y	1,49 Y	0,70	-120	140	58	12	2BH1330-1AC23 <sup>4)</sup>
	60	575 Y	1,46 Y	0,83	-160	180	60		
<b>1~ 50/60 Hz, IP55, Insulation material class F, UL 1450 and CNA/CSA 22.2 No 68-09 (certificate number E225239), with capacitor for cont. operation</b>									
2	50	115 / 230	5,4 / 2,7	0,37	-110	110	53	11	2BH1330-7AV15 <sup>4)</sup>
	60	115 / 230	6,6 / 3,3	0,45	-110	100	56		

1) In case of frequency converter operation the standard motor insulation system is suitable for converter input voltages up to 460 V.

2) Relief valves available for limiting differential pressure.

3) Measuring surface sound pressure level acc. to EN ISO 3744, measured with an equivalent unit at a distance of 1 m. The pump is throttled to an average suction pressure, with piping connected, but no relief valves fitted, tolerance ±3 dB (A).



All G-BH match the 2006/42/EC (machinery) and 2014/35/EU (low voltage) directives and the EN 60034 norm "Rotating electrical machines".

The motors comply with EN 60 034 (IEC 60034) and thermal class F.

For three phase motors tolerances are +/-10% for fixed voltage motors and +/-5% for voltage range motors. Single phase machines are designed with a +/- 5% tolerance.

The frequency tolerance is +/- 2 % maximum.

## Motor for alternate voltages [V]

Voltage range		Fixed voltage		VFD				
50 Hz	60 Hz	50 Hz	60 Hz	87 Hz	60 Hz	2BH1330-.. □ . □		
					Δ	Y		
<b>3~</b>								
185 - 225 Δ / 320 - 390 Y 200 - 240 Δ / 345 - 415 Y 345 - 415 Δ / 600 - 720 Y	200 - 240 Δ / 345 - 415 Y 220 - 275 Δ / 380 - 480 Y 380 - 480 Δ / 660 - 720 Y	500 Y 500 Δ	575 Y 575 Δ	380 Δ	• • • •	• • • •	H H H C C	1 6 7 3 5
Voltage range		Fixed voltage		VFD				
50 Hz	60 Hz	50 Hz	60 Hz	87 Hz	60 Hz	2BH1330-.. □ . □		
					Δ	Y		
<b>3~ IE2<sup>4)</sup></b>								
180 - 240 D / 310 - 415 Y 450 - 550 Y	200 - 275 D / 345 - 480 Y 520 - 600 Y	200 D / 345 Y 500 Y	230 D / 400 Y 575 Y		• • •	• • •	P P P	1 3 5
450 - 550 D	520 - 600 D	500 D	575 D		•	•	P	5
200 - 260 D / 350 - 450 Y 350 - 450 D / 610 - 725 Y	230 - 290 D / 400 - 500 Y 400 - 500 D / 690 - 725 Y	230 D / 400 Y 400 D / 690 Y	265 D / 460 Y 460 D	400 Δ	• •	• •	P P	6 7

4) Performance can differ if IE2 motors are used. Please refer to corresponding data sheets.

Changes in particular of the quoted performance curve, data and weights may occur without prior notice. The data given does not constitute an obligation from our side to deliver as shown.



Your Ultimate Source for Vacuum and Pressure

**Gardner Denver Deutschland GmbH**

Industriestraße 26  
97616 Bad Neustadt - Germany  
Tel.: +49 9771 6888-0  
Fax: +49 9771 6888-4000

www.gd-elmorietschle.com • er.de@gardnerdenver.com

**Gardner Denver Schopfheim GmbH**

Johann-Sutter-Straße 6+8  
79650 Schopfheim - Germany  
Tel.: +49 7622 392-0  
Fax: +49 7622 392-300