



G-BH1

Data sheet 2BH1 930

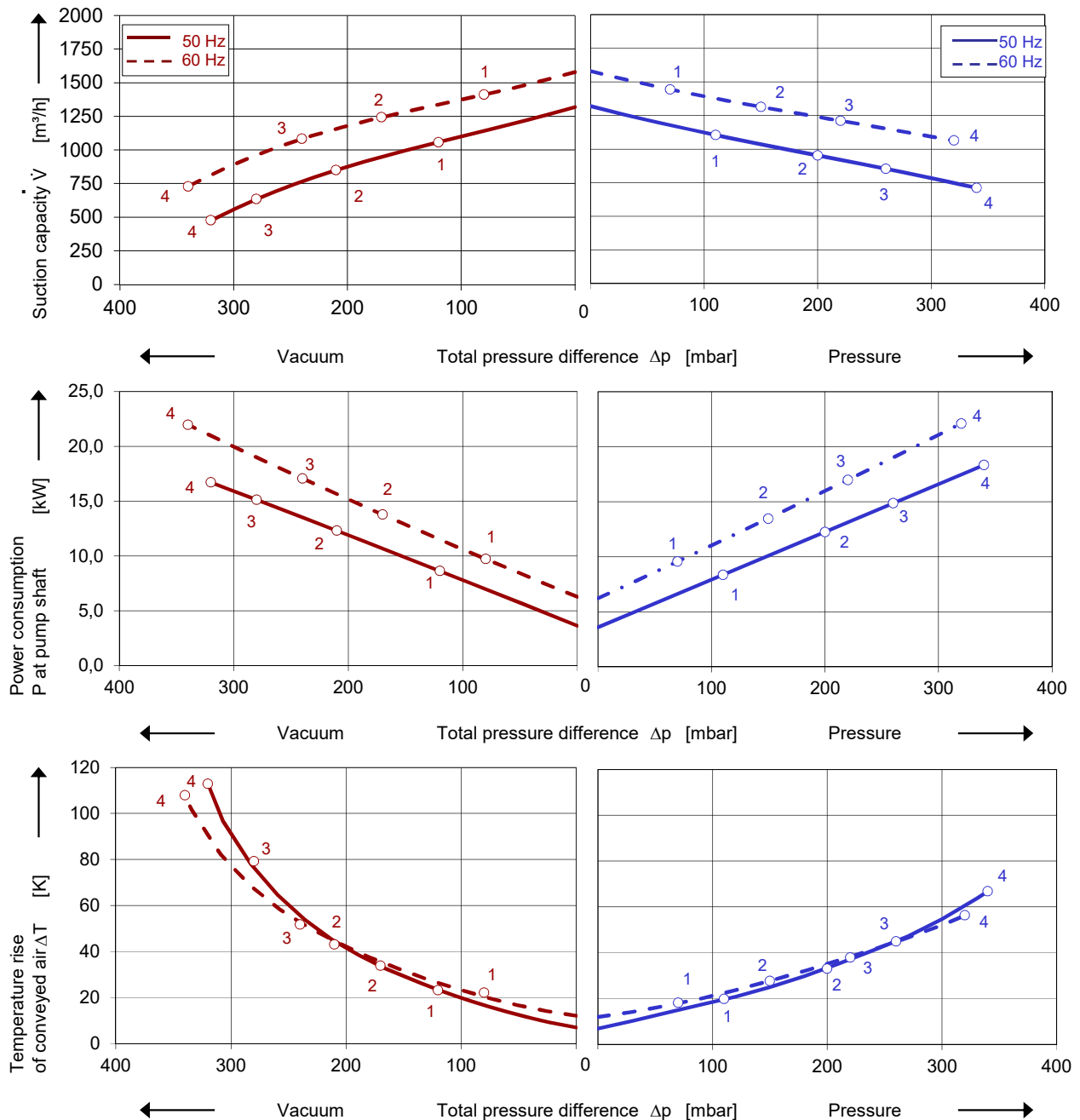
Side channel blower

Performance curves

Vacuum operation

Compressor operation



The performance curves are based on air at a temperature of 15 °C and an atmospheric pressure of 1013 mbar with a tolerance of $\pm 10\%$. The total pressure differences are valid for suction and ambient temperature up to 25 °C. For other conditions please get in touch with us.

Every G-BH pump can be used both as vacuum pump and compressor in continuous operation over the total performance curve range. The motors are available as standard in protection category IP 55 and insulation class F. The vacuum pumps / compressors are UL and CSA approved.

Selection and ordering data

Type 2BH1 930

No.	Fre- quency				Max. differential pressure		Sound pressure level	Weight Approx.	Order No.
		Voltage	Current	Power	Vacuum	Pressure			
		Hz	V ¹⁾	A	kW	mbar ²⁾			
3~ 50/60 Hz, IP55, Insulation material class F, UL 1450 and CNA/CSA 22.2 No 68-09 (certificate number E225239)									
1	50	345-415 Δ / 600-720 Y	18,2 Δ / 10,5 Y	8,5	-120	110	71	153	2BH1930-1AH07 ⁴⁾
	60	380-480 Δ	18,2 Δ	9,8	-80	70	75		
2	50	345-415 Δ / 600-720 Y	28,0 Δ / 16,1 Y	12,5	-210	200	74	170	2BH1930-1AH17 ⁴⁾
	60	380-480 Δ	29,0 Δ	14,5	-170	150	78		
3	50	345-415 Δ / 600-720 Y	32,0 Δ / 17,3 Y	15,0	-280	260	74	179	2BH1930-1AH27 ⁴⁾
	60	380-480 Δ	32,0 Δ	17,5	-240	220	78		
4	50	345-415 Δ / 600-720 Y	37,0 Δ / 21,0 Y	18,5	-320	340	74	189	2BH1930-1AH37 ⁴⁾
	60	380-480 Δ	39,0 Δ	21,3	-340	320	78		
3~ 50/60 Hz, IP55, Insulation material class F, UL 1450 and CNA/CSA 22.2 No 68-09 (certificate number E225239)									
1	50	500 Y	13 Y	8,5	-120	110	71	153	2BH1930-1AC03 ⁴⁾
	60	575 Y	13,6 Y	9,8	-80	70	75		
2	50	500 Y	20,3 Y	12,5	-210	200	74	170	2BH1930-1AC13 ⁴⁾
	60	575 Y	20,4 Y	14,5	-170	150	78		
3	50	500 Y	24,0 Y	15,0	-280	260	74	179	2BH1930-1AC23 ⁴⁾
	60	575 Y	24,5 Y	17,5	-240	220	78		
4	50	500 Y	28,0 Y	18,5	-320	340	74	189	2BH1930-1AC33 ⁴⁾
	60	575 Y	29,5 Y	21,5	-340	320	78		

1) In case of frequency converter operation the standard motor insulation system is suitable for converter input voltages up to 460 V.

2) Relief valves available for limiting differential pressure.

3) Measuring surface sound pressure level acc. to EN ISO 3744, measured with an equivalent unit at a distance of 1 m. The pump is throttled to an average suction pressure, with piping connected, but no relief valves fitted, tolerance ±3 dB (A).

4) Order number for suction port at the blower cover: 2BH1930-1E□□□











All G-BH match the 2006/42/EC (machinery) and 2014/35/EU (low voltage) directives and the EN 60034 norm "Rotating electrical machines".

The motors comply with EN 60 034 (IEC 60034) and thermal class F.

For three phase motors tolerances are +/-10% for fixed voltage motors and +/-5% for voltage range motors. Single phase machines are designed with a +/- 5% tolerance.

The frequency tolerance is +/- 2 % maximum.

Motor for alternate voltages [V]

Voltage range		Fixed voltage		VFD	c  US	
50 Hz	60 Hz	50 Hz	60 Hz	87 Hz	60 Hz	2BH1930-1. □ . □
					Δ / Y	
3~						
185 - 225 Δ / 320 - 390 Y 200 - 240 Δ / 345 - 415 Y 345 - 415 Δ / 600 - 720 Y	200 - 240 Δ / 345 - 415 Y 220 - 275 Δ / 380 - 480 Y 380 - 480 Δ / 660 - 720 Y	500 Y 500 Δ	575 Y 575 Δ	400 V Δ	• • • •	H 1 H 6 H 7 C 3 C 5
Voltage range				efficiency degree ⁵⁾	c  US	
50 Hz	60 Hz			60 Hz	2BH1930-1. □ . □	
3~ IE3  ⁶⁾						
200 Δ	200 YY / 230 Δ / 400 Y				•	K 1
190-210 Δ	190-210 YY / 220-240 Δ / 380-420 Y					
200 YY / 230 Δ / 400 Y	230 YY / 460 Y				•	K 6
190-210 YY / 220-240 Δ / 380-420 Y	220-240 YY / 440-480 Y					
475-525 V Y	550-600 V Y				•	Q 3
475-525 V Δ	550-600 V Δ				•	Q 5
400 V Δ / 690 V Y	460 V Δ				•	Q 7

5) The motors according to NEMA MG1-12. NP=NEMA Premium; NEMA Premium includes IE3.

6) Performance can differ if IE3/NP motors are used. Please refer to corresponding data sheets.

Changes in particular of the quoted performance curve, data and weights may occur without prior notice. The data given does not constitute an obligation from our side to deliver as shown.



Your Ultimate Source for Vacuum and Pressure

Gardner Denver Deutschland GmbH
 Industriestraße 26
 97616 Bad Neustadt - Germany
 Tel.: +49 9771 6888-0
 Fax: +49 9771 6888-4000

www.gd-elmorietschle.com • er.de@gardnerdenver.com

Gardner Denver Schopfheim GmbH
 Johann-Sutter-Strasse 6+8
 79650 Schopfheim - Germany
 Tel.: +49 7622 392-0
 Fax: +49 7622 392-300