




Elmo Rietschle

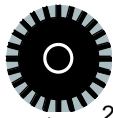
IE3

CE US



G-BH 7 N Data sheet 2BH7 620-0A

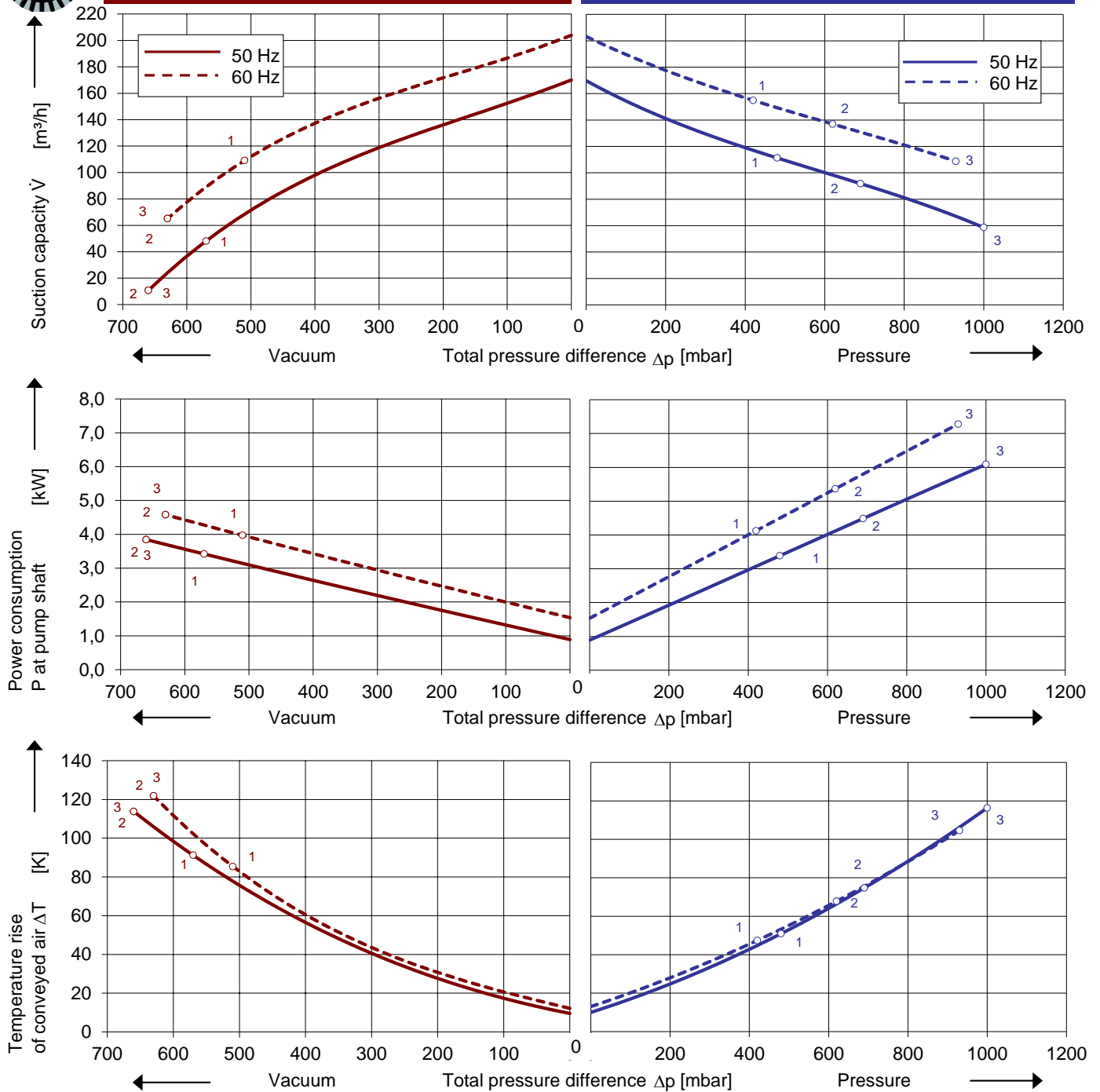
Side channel blower with IE3-motors



Performance curves

Vacuum operation

Compressor operation



The performance curves are based on air at a temperature of 15 °C and an atmospheric pressure of 1013 mbar with a tolerance of $\pm 10\%$. The total pressure differences are valid for suction and ambient temperature up to 25 °C. For other conditions please get in touch with us.

Every G-BH pump can be used both as vacuum pump and compressor in continuous operation over the total performance curve range. The motors are available as standard in protection category IP 55 and insulation class F. The vacuum pumps / compressors are UL and CSA approved.

Selection and ordering data

Type 2BH7 620-0A










No.	Fre- quency	Rated			Max. differential pressure ²⁾		Sound pressure level ³⁾	Efficiency ⁴⁾	Weight Approx.	Order No.
		Voltage ¹⁾	Current	Power	Vacuum	Pressure				
		Hz	V	A	kW	mbar				
IE3 3~ 50/60 Hz, IP55, Insulation material class F, UL 1450 and CAN/CSA C22.2 No. 68-09 (certificate number E225239)										
1	50	190-210 Δ	13,3 Δ	3,5	-570	480	68	IE3	59	2BH7620-0AK21-2
	60	190-210 YY / 380-420 Y	15,2 YY / 7,6 Y	4,0	-510	420	72	IE3		
	60	200 YY	15,2 YY	4,0	-510	420	72	NP		
2	50	190-210 Δ	17,1 Δ	4,6	-660	690	66	IE3	66	2BH7620-0AK41-2
	60	190-210 YY / 380-420 Y	19,6 YY / 9,8 Y	5,3	-630	620	69	IE3		
	60	200 YY	19,6 YY	5,3	-630	620	69	NP		
	50	190-210 Δ	23,5 Δ	6,3	-660	1000	70	IE3	74	2BH7620-0AK71-2
	60	190-210 YY / 380-420 Y	27,6 YY / 13,8 Y	7,3	-630	930	75	IE3		
	60	200 YY	27,6 YY	7,3	-630	930	75	NP		
IE3 3~ 50/60 Hz, IP55, Insulation material class F, UL 1450 and CAN/CSA C22.2 No. 68-09 (certificate number E225239)										
1	50	220-240 Δ / 380-420 Y	11,6 Δ / 6,7 Y	3,5	-570	480	68	IE3	59	2BH7620-0AK26-2
	60	220-240 YY / 440-480 Y	13,2 YY / 6,6 Y	4,0	-510	420	72	IE3		
	60	230 YY / 460 Y	13,2 YY / 6,6 Y	4,0	-510	420	72	NP		
2	50	220-240 Δ / 380-420 Y	14,9 Δ / 8,6 Y	4,6	-660	690	66	IE3	66	2BH7620-0AK46-2
	60	220-240 YY / 440-480 Y	17,0 YY / 8,5 Y	5,3	-630	620	69	IE3		
	60	230 YY / 460 Y	17,0 YY / 8,5 Y	5,3	-630	620	69	NP		
	50	220-240 Δ / 380-420 Y	20,4 Δ / 11,8 Y	6,3	-660	1000	70	IE3	74	2BH7620-0AK76-2
	60	220-240 YY / 440-480 Y	24,0 YY / 12,0 Y	7,3	-630	930	75	IE3		
	60	230 YY / 460 Y	24,0 YY / 12,0 Y	7,3	-630	930	75	NP		
IE3 3~ 50/60 Hz, IP55, Insulation material class F, UL 1450 and CAN/CSA C22.2 No. 68-09 (certificate number E225239)										
1	50	500 Y	5,4 Y	3,5	-570	480	68	IE3	59	2BH7620-0AQ23-2
	60	575 Y	5,3 Y	4,0	-510	420	72	NP		
2	50	500 Y	6,9 Y	4,6	-660	690	66	IE3	66	2BH7620-0AQ43-2
	60	575 Y	6,8 Y	5,3	-630	620	69	NP		
	50	500 Y	9,5 Y	6,3	-660	1000	70	IE3	74	2BH7620-0AQ73-2
	60	575 Y	9,6 Y	7,3	-630	930	75	NP		
IE3 3~ 50/60 Hz, IP55, Insulation material class F, UL 1450 and CAN/CSA C22.2 No. 68-09 (certificate number E225239)										
1	50	380-420 Δ / 660-725 Y	6,7 Δ / 3,9 Y	3,5	-570	480	68	IE3	59	2BH7620-0AQ27-2
	60	440-480 Δ	6,6 Δ	4,0	-510	420	72	IE3		
	60	460 Δ	6,6 Δ	4,0	-510	420	72	NP		
2	50	380-420 Δ / 660-725 Y	8,6 Δ / 5,0 Y	4,6	-660	690	66	IE3	66	2BH7620-0AQ47-2
	60	440-480 Δ	8,5 Δ	5,3	-630	620	69	IE3		
	60	460 Δ	8,5 Δ	5,3	-630	620	69	NP		
3	50	380-420 Δ / 660-725 Y	11,8 Δ / 6,8 Y	6,3	-520	900	70	IE3	74	2BH7620-0AQ77-2
	60	440-480 Δ	12,0 Δ	7,3	-570	950	75	IE3		
	60	460 Δ	12,0 Δ	7,3	-570	950	75	NP		
IE3 3~ 50/60 Hz, IP55, Insulation material class F, UL 1450 and CAN/CSA C22.2 No. 68-09 (certificate number E225239)										
1	50	220-240 Δ / 380-420 Y	11,8 Δ / 6,8 Y	3,45	-570	480	68	IE3	59	2BH7620-0AQ26-2
	60	440-480 Y	6,7 Y	4,0	-510	420	72	IE3		
2	50	220-240 Δ / 380-420 Y	15,1 Δ / 8,6 Y	4,6	-660	690	66	IE3	66	2BH7620-0AQ46-2
	60	440-480 Y	8,5 Y	5,3	-630	620	69	IE3		
3	50	220-240 Δ / 380-420 Y	20,8 Δ / 12,0 Y	6,3	-520	900	70	IE3	74	2BH7620-0AQ76-2
	60	440-480 Y	12,0 Y	7,3	-570	950	75	IE3		

- 1) In case of frequency converter operation the standard motor insulation system is suitable for converter input voltages up to 500 V.
- 2) Relief valves available for limiting differential pressure.
- 3) Measuring surface sound pressure level acc. to EN ISO 3744, measured with an equivalent unit at a distance of 1 m. The pump is throttled to an average suction pressure, with piping connected, but no relief valves fitted, tolerance ±3 dB (A).
- 4) The motors according to NEMA MG1-12. NP=NEMA Premium; NEMA Premium includes IE3.

All G-BH match the 2006/42/EC (machinery) and 2014/35/EU (low voltage) directives and the EN 60034 norm "Rotating electrical machines".

Service factor (SF) and motor efficiency according NEMA MG1-12.
Voltage tolerances for three phase motors are +/-10%.
The frequency tolerance is +/- 2 % maximum.

Motor for alternate voltages

		Efficiency ⁴⁾			
50 Hz	60Hz	60 Hz	2BH7...-..	□	□ -2
3~					
200 VΔ	200 V YY / 230 VΔ / 400 VY		•	K	1
190-210 VΔ	190-210 VYY / 220-240 VΔ / 380-420VY				
200 V YY / 230 VΔ / 400 VY	230 V YY / 460 VY		•	K	6
190-210 VYY / 220-240 VΔ / 380-420VY	220-240 VYY / 440-480VY				
475-525 V Y	550-600 V Y		•	Q	3
475-525 VΔ	550-600 VΔ		•	Q	5
220-240 VD / 380-420VY	440-480VY		•	Q	6
400 VΔ / 690 V Y	460 VΔ		•	Q	7

Changes in particular of the quoted performance curve, data and weights may occur without prior notice. The data given does not constitute an obligation from our side to deliver as shown.



Your Ultimate Source for Vacuum and Pressure

Gardner Denver Deutschland GmbH

Industriestraße 26
97616 Bad Neustadt - Germany

Tel.: +49 9771 6888-0
Fax: +49 9771 6888-4000

www.gd-elmorietschle.com ▪ er.de@gardnerdenver.com

Gardner Denver Schopfheim GmbH

Johann-Sutter-Straße 6+8
79650 Schopfheim - Germany

Tel.: +49 7622 392-0
Fax: +49 7622 392-300