



G-BH7 e

Data sheet 2BH7 630-0A

Side channel blower with Frequency Converter

IE3

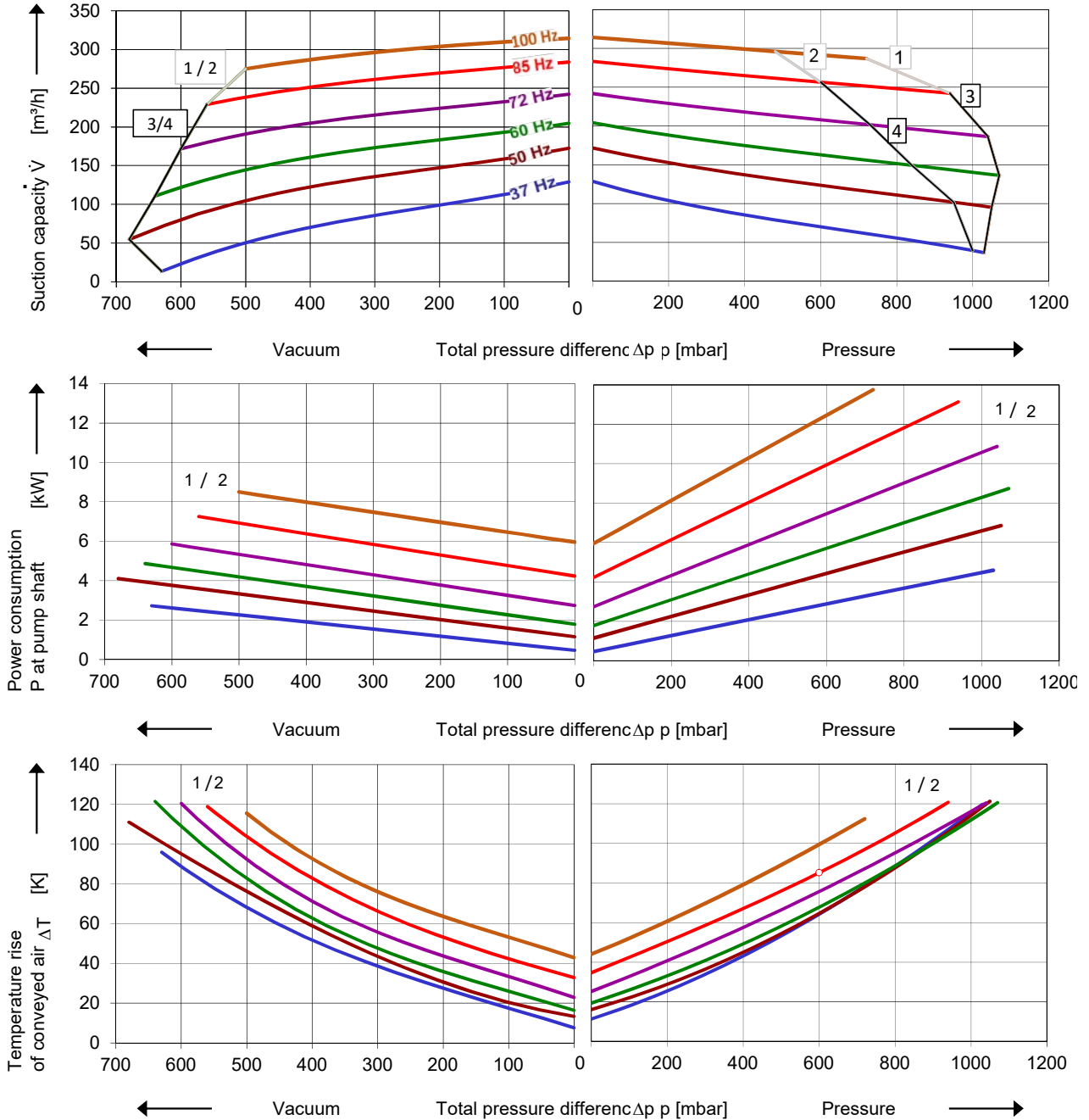
CEC US



Performance curves

Vacuum operation

Compressor operation



The performance curves are based on air at a temperature of 15 °C and an atmospheric pressure of 1013 mbar with a tolerance of $\pm 10\%$. The total pressure differences are valid for suction and ambient temperature up to 25 °C. For other conditions please get in touch with us.

The performance curves are based on frequency converter operation and a pulse frequency of 4 kHz minimum. Rated voltage/frequency set point is 345 V / 87 Hz and delta connection of motor. Frequency converters must be connected to a mains voltage of 380 V minimum.

Selection and ordering data

Type 2BH7 630-0A												
No.	Fre- quency	Rated motor			Max. differential pressure ¹⁾		Sound pressure level	Weight Approx.	Order No.			VFD type
		Voltage	Current	Power	Vacuum	Pressure						
	Hz	V	A	kW	mbar		dB(A)	kg				
IE3 Integrated VFD 3~ 400V -15% ... 480V +10%, 50/60 Hz ±6% with thermistor (PTC), IP55, UL 1450												
1	100	400 Y	29,0 Y	16,0	-500	720	80	75/78	121	123	2BH7630-0A361-2	H
2	100	400 Y	22,0 Y	12,1	-500	480	80	75/78	109	111	2BH7630-0A371-2	G
3	85	380 Y	27,4 Y	14,0	-560	940	80	75/78	121	123	2BH7630-0A366-2	G
4	85	380 Y	20,3 Y	10,2	-560	600	80	75/78	109	111	2BH7630-0A376-2	G
IE3 3~ 50/60 Hz, IP55, Insulation material class F, UL 1004 and CNA/CSA 22.2 No 68-09 (certificate number E225239)												
3	37	-	-	-	-630	1030	69	75/78	101	103	2BH7630-0AK66-2 ³⁾	G
	50	-	-	-	-680	1050	64					
	60	-	-	-	-640	1070	66					
	85	400 Δ	26,0 Δ	14,0	-560	940	80					
4	37	-	-	-	-630	1000	69	75/78	89	91	2BH7630-0AK76-2 ³⁾	G
	50	-	-	-	-680	950	64					
	60	-	-	-	-640	840	66					
	85	400 Δ	20,0 Δ	10,2	-560	600	80					

With separately driven fan (order option G17) ⁴⁾

- 1) We recommend differential pressure indicators / switches for limiting differential pressure. Relief valves are only useable at defined frequency.
- 2) Measuring surface sound pressure level acc. to EN ISO 3744, measured with an equivalent unit at a distance of 1 m. The pump is throttled to an average suction pressure, with piping connected, but no relief valves fitted, tolerance ±3 dB (A).
- 3) PTC recommended for motor overload protection. Ordering example: 2BH7630-□□□□□-Z Z=A11
- 4) Sound pressure level with G17 dependent on voltage (50Hz / 60Hz)

All G-BH match the 2006/42/EC (machinery) and 2014/35/EU (low voltage) directives and the EN 60034 norm "Rotating electrical machines".
The motors comply with EN 60 034 (IEC 60034) and thermal class F.

Frequency converter (IP55) motor integrated / for wall mounting

Frequency Converter		Rated mains voltage	Max. motor current	Typical motor power	Rated mains current	Fuse Protection	Weight Approx.	Adaptor for wall mounting
Order No.								V
A	2FC4152-1 □□ 00	400V (-15%) ... 480V (+10%)	4,0	1,5	3,3	10	3,9	2FX16190ER00
B	2FC4222-1 □□ 00		5,6	2,2	4,6	10	5,0	2FX16490ER00
C	2FC4302-1 □□ 00		7,5	3,0	6,2	16		
D	2FC4402-1 □□ 00		9,5	4,0	7,9	16	8,7	2FX16690ER00
E	2FC4552-1 □□ 00		13,0	5,5	10,8	20		
F	2FC4752-1 □□ 00		17,8	7,5	14,8	25	21,0	2FX16990ER00
G	2FC4113-1 □□ 00		28,0	11,0	23,3	35		
H	2FC4153-1 □□ 00		34,0	15,0	28,3	50	63	2FX16990ER00
J	2FC4183-1 □□ 00		40,0	18,5	33,3	50		
K	2FC4223-1 □□ 00		48,0	22,0	39,9	63		

I/O's and automation	Order option	Example:
ST 2 AIN / 2 AOUT / 4 DIGIN / 1 DIGOUT / 2 RELAYS	STANDARD	2BH7630-0A361-2-Z Z=U51 VFD type 2FC4153-1PB00 to be delivered already installed
PB 2 AIN / 2 AOUT / 4 DIGIN / 1 DIGOUT / 2 RELAYS / ProfiBus interface	Z = U51	
CB 2 AIN / 2 AOUT / 4 DIGIN / 1 DIGOUT / 2 RELAYS / CANopen interface	Z = U52	
PN 2 AIN / 2 AOUT / 4 DIGIN / 1 DIGOUT / 2 RELAYS / ProfiNet interface	Z = U53	
SC 2 AIN / 2 AOUT / 4 DIGIN / 1 DIGOUT / 2 RELAYS / SERCOS3 interface	Z = U54	

VFD accessories

Item	Order No.	Item	Order No.
Manual control		Differential pressure transmitters	
MMI handheld	2FX4520-0ER00	Vacuum -1000 ... 0 mbar	2FX6022-0BD00
USB adaptor cable	2FX4521-0ER00	Pressure 0 ... 600 mbar	2FX6013-0BD00
		0 ... 1000 mbar	2FX6014-0BD00
INVERTERpc Software			
Free download at www.gd-elmorietschle.com >Downloads >frequency-converters >Miscellaneous >Software			

Changes in particular of the quoted performance curve, data and weights may occur without prior notice. The data given does not constitute an obligation from our side to deliver as shown.



Your Ultimate Source for Vacuum and Pressure

Gardner Denver Deutschland GmbH

Industriestraße 26
97616 Bad Neustadt - Germany
Tel.: +49 9771 6888-0
Fax: +49 9771 6888-4000

www.gd-elmorietschle.com er.de@gardnerdenver.com

Gardner Denver Schopfheim GmbH

Johann-Sutter-Straße 6+8
79650 Schopfheim - Germany
Tel.: +49 7622 392-0
Fax: +49 7622 392-300