

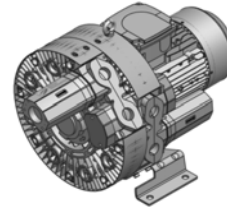
G-BH 7 N

Data sheet 2BH7 320

Side channel blower with IE3-motors

IE3

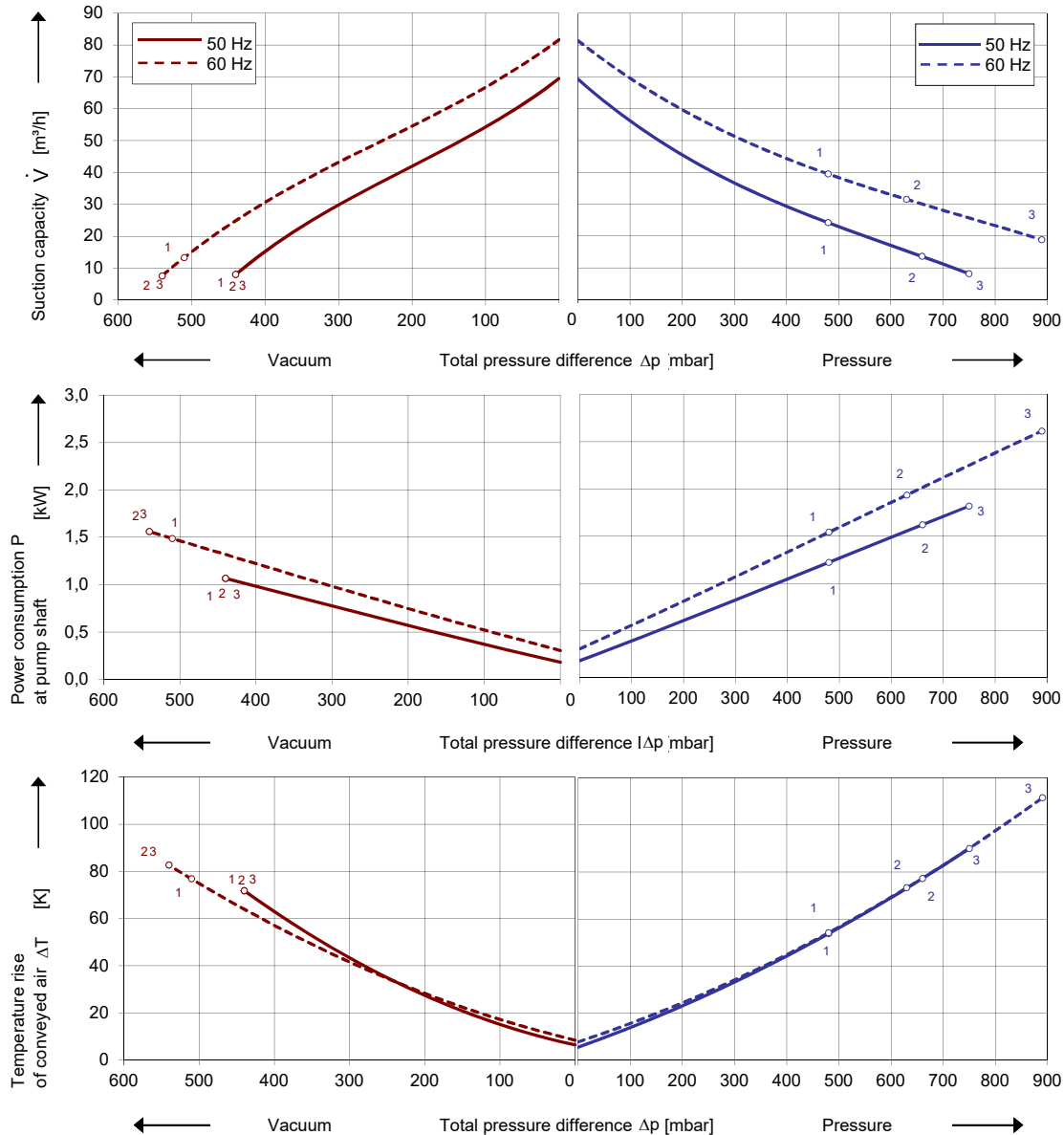
UL US



Performance curves

Vacuum operation

Compressor operation



The performance curves are based on air at a temperature of 15 °C and an atmospheric pressure of 1013 mbar with a tolerance of $\pm 10\%$. The total pressure differences are valid for suction and ambient temperature up to 25 °C. For other conditions please get in touch with us.

Every G-BH pump can be used both as vacuum pump and compressor in continuous operation over the total performance curve range. The motors are available as standard in protection category IP 55 and insulation class F. The vacuum pumps / compressors are UL and CSA approved.

Selection and ordering data

Type 2BH7 320

No.	Fre- quency	Rated			Max. differential pressure ²⁾		Sound pressure level ³⁾	Efficiency ⁴⁾	Weight Approx.	Order No.
		Voltage ¹⁾	Current	Power	Vacuum	Pressure				
					mbar					
Hz	V	A	kW			dB(A)	0	kg		
IE3 3~ 50/60 Hz, IP55, Insulation material class F, UL 1450 and CAN/CSA C22.2 No. 68-09 (certificate number E225239)										
1	50	190-210 Δ	5,6 Δ	1,3	-440	480	60	IE3	33	2BH7320-0AK41-1
	60	190-210 YY / 380-420 Y	6,3 YY / 3,2 Y	1,6	-510	480	64	IE3		
	60	200 YY	6,3 YY	1,6	-510	480	64	NP		
2	50	190-210 Δ	6,9 Δ	1,8	-440	660	63	IE3	36	2BH7320-0AK51-1
	60	190-210 YY / 380-420 Y	7,8 YY / 3,9 Y	2,0	-540	630	67	IE3		
	60	200 YY	7,8 YY	2,0	-540	630	67	NP		
3	50	190-210 Δ	9,9 Δ	2,5	-440	750	63	IE3	41	2BH7320-0AK61-1
	60	190-210 YY / 380-420 Y	12,0 YY / 6,0 Y	3,0	-540	890	67	IE3		
	60	200 YY	12,0 YY	3,0	-540	890	67	NP		
IE3 3~ 50/60 Hz, IP55, Insulation material class F, UL 1450 and CAN/CSA C22.2 No. 68-09 (certificate number E225239)										
1	50	220-240 Δ / 380-420 Y	4,9 Δ / 2,9 Y	1,3	-440	480	60	IE3	33	2BH7320-0AK46-1
	60	220-240 YY / 440-480 Y	5,5 YY / 2,8 Y	1,6	-510	480	64	IE3		
	60	230 YY / 460 Y	5,5 YY / 2,8 Y	1,6	-510	480	64	NP		
2	50	220-240 Δ / 380-420 Y	6,0 Δ / 3,5 Y	1,8	-440	660	63	IE3	36	2BH7320-0AK56-1
	60	220-240 YY / 440-480 Y	6,8 YY / 3,4 Y	2,0	-540	630	67	IE3		
	60	230 YY / 460 Y	6,8 YY / 3,4 Y	2,0	-540	630	67	NP		
3	50	220-240 Δ / 380-420 Y	8,6 Δ / 5,0 Y	2,5	-440	750	63	IE3	41	2BH7320-0AK66-1
	60	220-240 YY / 440-480 Y	10,4 YY / 5,2 Y	3,0	-540	890	67	IE3		
	60	230 YY / 460 Y	10,4 YY / 5,2 Y	3,0	-540	890	67	NP		
IE3 3~ 50/60 Hz, IP55, Insulation material class F, UL 1450 and CAN/CSA C22.2 No. 68-09 (certificate number E225239)										
1	50	500 Y	2,3 Y	1,3	-440	480	60	IE3	33	2BH7320-0AQ43-1
	60	575 Y	2,2 Y	1,6	-510	480	64	NP		
2	50	500 Y	2,8 Y	1,8	-440	660	63	IE3	36	2BH7320-0AQ53-1
	60	575 Y	2,7 Y	2,0	-540	630	67	NP		
3	50	500 Y	4,0 Y	2,5	-440	750	63	IE3	41	2BH7320-0AQ63-1
	60	575 Y	4,1 Y	3,0	-540	890	67	NP		
IE3 3~ 50/60 Hz, IP55, Insulation material class F, UL 1450 and CAN/CSA C22.2 No. 68-09 (certificate number E225239)										
1	50	/					60		33	2BH7320-0AQ46-1
	60						64			
	60						64			
2	50	/					63		36	2BH7320-0AQ56-1
	60						67			
	60						67			
3	50	/					63		41	2BH7320-0AQ66-1
	60						67			
	60						67			
IE3 3~ 50/60 Hz, IP55, Insulation material class F, UL 1450 and CAN/CSA C22.2 No. 68-09 (certificate number E225239)										
1	50	380-420 Δ /	2,9 Δ /	1,3	-440	480	60	IE3	33	2BH7320-0AQ47-1
	60			1,6	-510	480	64	IE3		
	60	460 Δ		1,6	-510	480	64	NP		
2	50	380-420 Δ /	3,5 Δ /	1,8	-440	660	63	IE3	36	2BH7320-0AQ57-1
	60			2,0	-540	630	67	IE3		
	60	460 Δ		2,0	-540	630	67	NP		
3	50	380-420 Δ / 690 Y	5,0 Δ / 2,4 U	2,5	-440	750	63	IE3	41	2BH7320-0AQ67-1
	60			3,0	-540	890	67	IE3		
	60	460 Δ		3,0	-540	890	67	NP		

1) In case of frequency converter operation the standard motor insulation system is suitable for converter input voltages up to 500 V.

2) Relief valves available for limiting differential pressure.

3) Measuring surface sound pressure level acc. to EN ISO 3744, measured with an equivalent unit at a distance of 1 m. The pump is throttled to an average suction pressure, with piping connected, but no relief valves fitted, tolerance ±3 dB (A).

4) The motors according to NEMA MG1-12. NP=NEMA Premium; NEMA Premium includes IE3.










All G-BH match the 2006/42/EC (machinery) and 2014/35/EU (low voltage) directives and the EN 60034 norm "Rotating electrical machines".

Service factor (SF) and motor efficiency according NEMA MG1-12.

Voltage tolerances for three phase motors are +/-10%.

The frequency tolerance is +/- 2 % maximum.

Motor for alternate voltages

		Efficiency ⁴⁾	 US		
50 Hz	60Hz	60 Hz		2BH7...-... □ . □ -1	
3~					
200 VD	200 V YY / 230 VD / 400 VY		•		K 1
190-210 VD	190-210 cΨ ^Ψ / 220-240 cΔ / 380-420cΨ				
200 V YY / 230 VD / 400 VY	230 V YY / 460 VY		•		K 6
190-210 VYY / 220-240 VD / 380-420VY	220-240 VYY / 440-480VY				
475-525 V Y	550-600 V Y		•		Q 3
475-525 VD	550-600 VD		•		Q 5
220-240 VD / 380-420 V Y	440-480 V Y		•		Q 6
400 VD / 690 V Y	460 VD		•		Q 7

Changes in particular of the quoted performance curve, data and weights may occur without prior notice. The data given does not constitute an obligation from our side to deliver as shown.



Your Ultimate Source for Vacuum and Pressure

Gardner Denver Deutschland GmbH

Industriestraße 26
97616 Bad Neustadt - Germany
Tel.: +49 9771 6888-0
Fax: +49 9771 6888-4000

www.gd-elmorietschle.com

Gardner Denver Schopfheim GmbH

Johann-Sutter-Straße 6+8
79650 Schopfheim - Germany
Tel.: +49 7622 392-0
Fax: +49 7622 392-300

er.de@gardnerdenver.com