


G-BH1 N

Data sheet 2BH1 600

Side channel blower in ATEX configuration



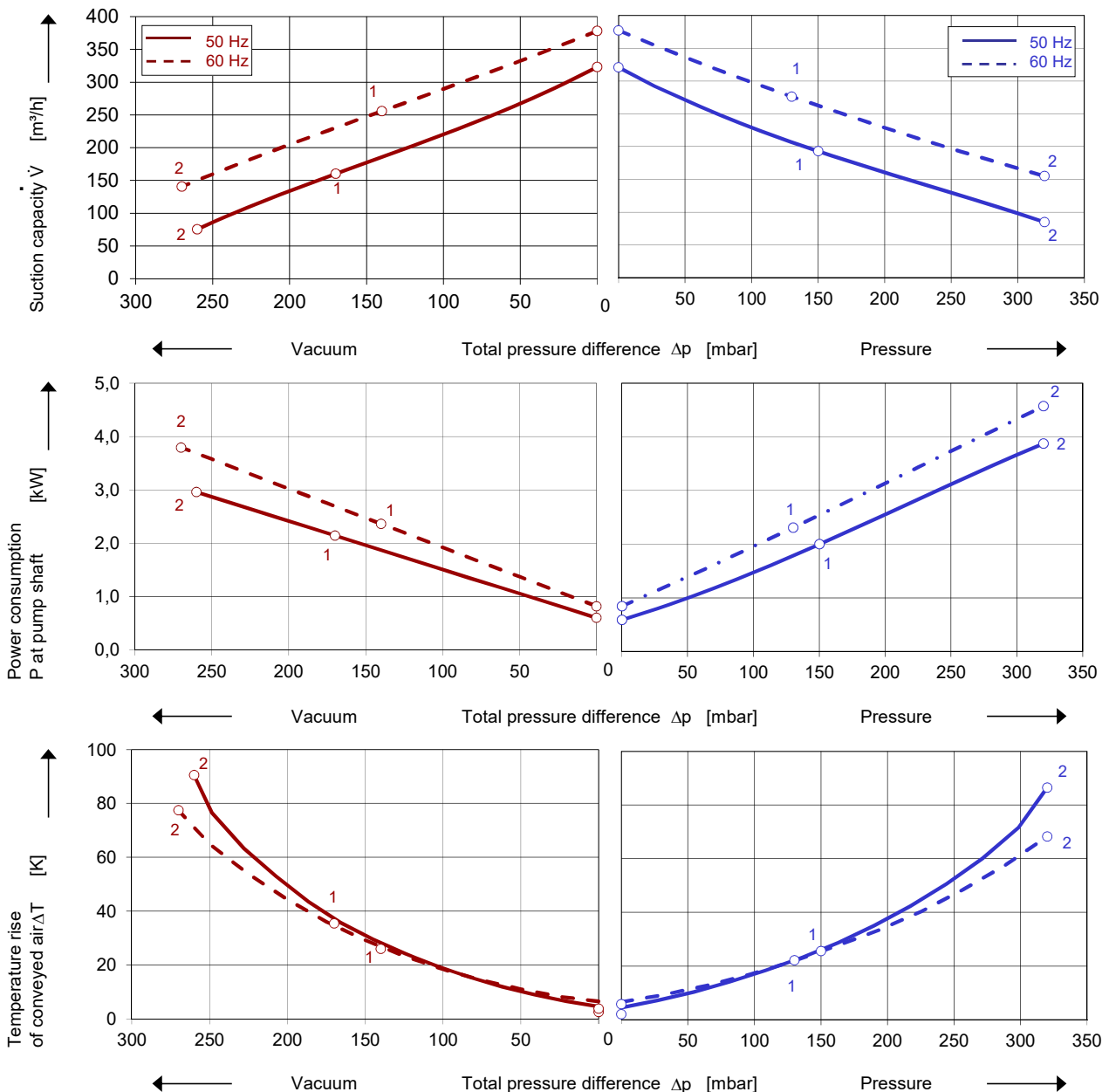
IE3



Performance curves

Vacuum operation

Compressor operation






The performance curves are based on air at a temperature of 15 °C and an atmospheric pressure of 1013 mbar with a tolerance of $\pm 10\%$. The total pressure differences are valid for suction and ambient temperature up to 25 °C. For other conditions please get in touch with us.

Every G-BH pump can be used both as vacuum pump and compressor in continuous operation over the total performance curve range. Blowers with 2014/34/EU (ATEX Directive) are available for categories 3GD and 3/2D as fixed voltage machines for 50 and 60 Hz. For category 3/2G 50 Hz or 60 Hz versions only are available.

Selection and ordering data

Type 2BH1 600

No.	Fre- quency	Rated			Max. differential pressure		Sound pressure level	Weight Approx.	Degree of pro- tection	ATEX category	Order No.
		Voltage	Current	Power	Vacuum	Pressure					
					Hz	V					
IE3 3~ 50/60 Hz, Insulation material class F, Temperature class T3											3GD, 3/2D
1	50	400 Δ / 690 Y	4,20 Δ / 2,40 Y	2,2	-170	150	69	40	IP65	3/2D ²⁾	2BH1600-1AD16-Z Z=M34
	60	460 Δ	4,20 Δ	2,55	-140	130	71				
	50	400 Δ / 690 Y	4,20 Δ / 2,40 Y	2,2	-170	150	69		IP55	3GD ²⁾	2BH1600-1AD16-Z Z=M74
	60	460 Δ	4,20 Δ	2,55	-140	130	71				
2	50	400 Δ / 690 Y	7,4 Δ / 4,25 Y	4,0	-260	320	69	55	IP65	3/2D ²⁾	2BH1600-1AD36-Z Z=M34
	60	460 Δ	7,2 Δ	4,55	-270	300	71				
	50	400 Δ / 690 Y	7,4 Δ / 4,25 Y	4,0	-260	320	69		IP55	3GD ²⁾	2BH1600-1AD36-Z Z=M74
	60	460 Δ	7,2 Δ	4,55	-270	300	71				
IE3 3~ 50 Hz oder 3~ 60 Hz, Insulation material class F, Temperature class T3											

- Measuring surface sound pressure level acc. to EN ISO 3744, measured with an equivalent unit at a distance of 1 m. The pump is throttled to an average suction pressure, with piping connected, but no relief valves fitted, tolerance ±3 dB (A).
- The abbreviations „D“ and „G“ used include the subcategories (i) for „inside“ and (o) for „outside“. Examples:
M74/75: 3GD includes 3(i) and 3(o)  II 3G IIB T3 Gc and II 3D IIIB T125°C Dc
M34: 3/2D includes 3D(i) and 2D(o)  II 3/2D IIIC T125°C Dc/Db
M71: 3/2G includes 3G(i) and 2G(o)  II 3/2G IIB T3 Gc/Gb

All G-BH fulfil the directives 2006/42 / EC (machines) and 2014/34 / EU (ATEX directive) as well as the standards EN 60079-0 / EN (potentially explosive areas: equipment - general requirements / device protection through increased safety "e ") and ISO 80079-36 (Explosive atmospheres: non-electrical devices for use in explosive atmospheres - basics and requirements).
The motors comply with thermal class F in efficiency class IE3. The voltage tolerance is designed according to the standards mentioned above.
The frequency tolerance is +/- 2 % maximum.

Other Voltages [V]

ATEX-category	50 Hz	60 Hz	2BH1...-1.	□	□	-Z	Z=
3~							
3/2D, 3GD	230 Δ / 400 Y	460 Y		D	1		M34, M74
	400 Δ / 690 Y	460 Δ		D	6		
	500 Δ	575 Δ		D	5		
3/2G	230 Δ / 400 Y	-		D	1		M71
	400 Δ / 690 Y	-		D	6		
	500 Δ	-		D	5		
	-	460 Y		G	1		
	-	460 Δ		G	6		
	-	575 Δ		G	5		

Changes in particular of the quoted performance curve, data and weights may occur without prior notice. The data given does not constitute an obligation from



Your Ultimate Source for Vacuum and Pressure

Gardner Denver Deutschland GmbH

Industriestraße 26
97616 Bad Neustadt - Germany
Tel.: +49 9771 6888-0
Fax: +49 9771 6888-4000

www.gd-elmorietschle.com • er.de@gardnerdenver.com

Gardner Denver Schopfheim GmbH

Johann-Sutter-Straße 6+8
79650 Schopfheim - Germany
Tel.: +49 7622 392-0
Fax: +49 7622 392-300