





G-BH7

Data sheet 2BH7 210

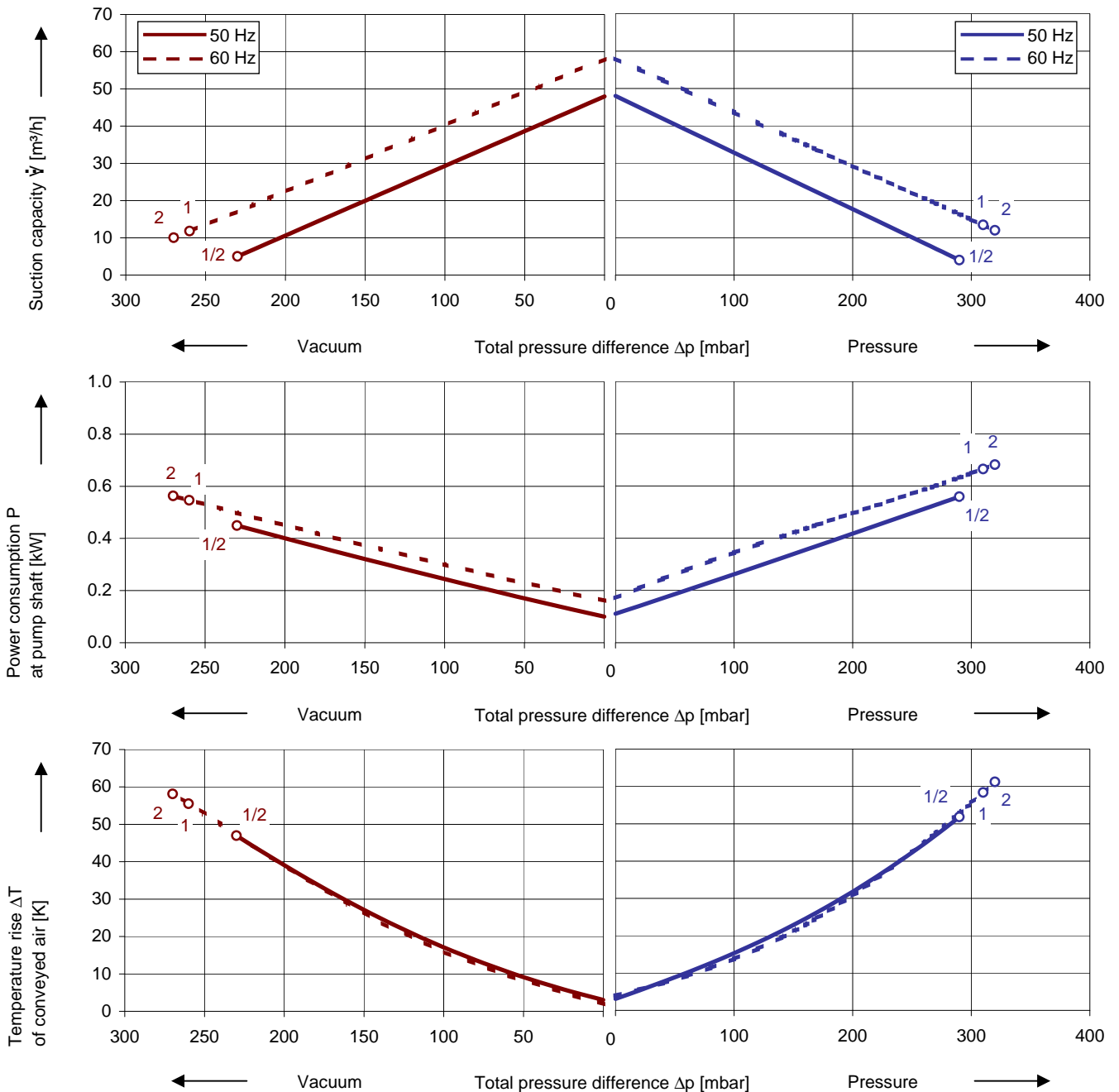
Side channel blower



Performance curves

Vacuum operation

Compressor operation



The performance curves are based on air at a temperature of 15 °C and an atmospheric pressure of 1013 mbar with a tolerance of $\pm 10\%$. The total pressure differences are valid for suction and ambient temperature up to 25 °C. For other conditions please get in touch with us.

Every G-BH pump can be used both as vacuum pump and compressor in continuous operation over the total performance curve range. The motors are available as standard in protection category IP 55 and insulation class F. The vacuum pumps / compressors are UL and CSA approved.

Selection and ordering data

Type 2BH7 210

No.	Frequency	Rated			Max. differential pressure		Sound pressure level	Weight Approx.	Order No.
		Voltage	Current	Power	Vacuum	Pressure			
					mbar ²⁾				
Hz	V ¹⁾	A	kW			kg			
3~ 50/60 Hz, IP55, Insulation material class F, UL 1450 and CNA/CSA 22.2 No 68-09 (certificate number E225239)									
2	50	200-240 Δ / 345-415 Y	2,8 Δ / 1,6 Y	0,55	-230	290	59	16	2BH7210-0AH16-1
	60	220-275 Δ / 380-480 Y	3,0 Δ / 1,7 Y	0,63	-270	320	63		
3~ 50/60 Hz, IP55, Insulation material class F, UL 1450 and CNA/CSA 22.2 No 68-09 (certificate number E225239)									
2	50	500 Y	1,09 Y	0,55	-230	290	59	16	2BH7210-0AC13-1
	60	575 Y	1,09 Y	0,63	-270	320	63		
1~ 50/60 Hz, IP55, Insulation material class F, UL 1450 and CNA/CSA 22.2 No 68-09 (certificate number E225239), with capacitor for cont. operation									
1	50	115 / 230	17,0 / 8,5	0,55	-230	290	59	25	2BH7210-0AV75-7
	60	115 / 230	14,2 / 7,1	0,63	-260	310	63		

1) In case of frequency converter operation the standard motor insulation system is suitable for converter input voltages up to 460 V.

2) Relief valves available for limiting differential pressure.

3) Measuring surface sound pressure level acc. to EN ISO 3744, measured with an equivalent unit at a distance of 1 m. The pump is throttled to an average suction pressure, with piping connected, but no relief valves fitted, tolerance ±3 dB (A).



All G-BH match the 2006/42/EC (machinery) and 2014/35/EU (low voltage) directives and the EN 60034 norm "Rotating electrical machines".

The motors comply with EN 60 034 (IEC 60034) and thermal class F.

For three phase motors tolerances are +/-10% for fixed voltage motors and +/-5% for voltage range motors. Single phase machines are designed with a +/- 5% tolerance.

The frequency tolerance is +/- 2 % maximum.

Motor for alternate voltages [V]

Voltage range		Fixed voltage		VFD			
50 Hz	60 Hz	50 Hz	60 Hz	87 Hz	60 Hz	2BH7210-0. □ . □	
3~		3~ IE2 ⁴⁾					
185 - 225 Δ / 320 - 390 Y 200 - 240 Δ / 345 - 415 Y 345 - 415 Δ / 600 - 720 Y	200 - 240 Δ / 345 - 415 Y 220 - 275 Δ / 380 - 480 Y 380 - 480 Δ / 660 - 720 Y	500 Y 500 Δ	575 Y 575 Δ	380 Δ	• • • • • • • •	H H H C C	1 6 7 3 5
Voltage range		Fixed voltage		VFD			
50 Hz	60 Hz	50 Hz	60 Hz	87 Hz	60 Hz	2BH7210-0. □ . □	
3~		3~ IE2 ⁴⁾					
180 - 240 D / 310 - 415 Y 450 - 550 Y	200 - 275 D / 345 - 480 Y 520 - 600 Y	200 D / 345 Y 500 Y	230 D / 400 Y 575 Y		• • • • • •	P P P	1 3 5
450 - 550 D	520 - 600 D	500 D	575 D		• •	P	6
200 - 260 D / 350 - 450 Y	230 - 290 D / 400 - 500 Y	230 D / 400 Y	265 D / 460 Y	400 Δ	• •	P	7
350 - 450 D / 610 - 725 Y	400 - 500 D / 690 - 725 Y	400 D / 690 Y	460 D		• •	P	7

4) Performance can differ if IE2 motors are used. Please refer to corresponding data sheets.

Changes in particular of the quoted performance curve, data and weights may occur without prior notice. The data given does not constitute an obligation from our side to deliver as shown.



Your Ultimate Source for Vacuum and Pressure

Gardner Denver Deutschland GmbH

Industriestraße 26
97616 Bad Neustadt - Germany

Tel.: +49 9771 6888-0

Fax: +49 9771 6888-4000

www.gd-elmorietschle.com • er.de@gardnerdenver.com

Gardner Denver Schopfheim GmbH

Johann-Sutter-Straße 6+8
79650 Schopfheim - Germany

Tel.: +49 7622 392-0

Fax: +49 7622 392-300